

GENTLEMENS ORDER OF MERIT



B.T.B.A. Tenpintour




GENTLEMENS OOM 2023




BOWLER	TPT1	TPT2	TPT 3	TPT 4	TPT 5	TPT 6	TPT 7	TPT 8	TPT 9	ORDER OF	BEST FIVE	EVENTS
	STROUD 21.1.23	GUILDFORD 25.2.23	DUNSTABLE 11.3.23	AIRPORT 29.4.23	CLIFTONVILLE 6.5.23	STROUD 10.6.23	ACOCKS GREEN 1.7.23	AIRPORT 9.9.23	GUILDFORD 21.10.23	MERIT PTS		ENTERED
1 <i>Stuart Rushton</i>	95	89	68		99	98	92	36	89	666	473	8
2 <i>Daren Knightsbridge</i>	65	85	70	67	98	87	91	99	44	706	460	9
3 <i>Nicholas Parry</i>	79	74	99	88	94	51	97	54	75	711	457	9
4 <i>Kevin Rose</i>	58	90	98	52	98	75	85	83	65	704	454	9
5 <i>Steve D Thornton</i>	81			89	91	56	99	80	91	587	451	7
6 <i>Alan Meades</i>	37	84	63	97	95	80	94	42	61	653	450	9
7 <i>Nick Longworth</i>	75	93	76	32	90	86	89	89	61	691	447	9
8 <i>Gary Baker</i>	57	73	89			100	74	88	94	575	445	7
9 <i>Andrew Tapping</i>	73	61	64		92	85		97	88	560	435	7
<i>Chris Skudder</i>	56	59	93	91	93	74	67	84	37	654	435	9
11 <i>Mike Sykes</i>	85	65	41			95	81	81	92	540	434	7
12 <i>Robert Yandell</i>	66	87	90	51	100	46		64	90	594	433	8
13 <i>Steve Norriss</i>	71	43	88	79	96	56	55	87	80	655	430	9
14 <i>David Bristow</i>	78	97	84	67	77			92	77	572	428	7
15 <i>David North</i>	97	57	96	40		96			79	465	425	6
16 <i>John Millen</i>	67	98	71	69	87	93	74	43	34	636	423	9
17 <i>Stephen Bose</i>	56	40	46	93	73	65	93	56	97	619	421	9
18 <i>Robert Steward</i>	59	77	44	59	63	81	81	96	83	643	418	9
19 <i>Stuart Harris</i>			34	68	65	88	63	95	99	512	415	7
20 <i>Ian Kennedy</i>	99	91	42			94	82		45	453	411	6
21 <i>Barry Knox</i>	98	70	49	78	63	71	86	40	76	631	409	9
<i>Mark Jenkins</i>	42	63	81		88			77	100	451	409	6
23 <i>David Crouch</i>	46	96		95				100	71	408	408	5
24 <i>Raymond Gooden</i>	39	94	82	60	83	77	69	49	40	593	405	9
25 <i>Dave Eyre</i>	50	44	83	63	71	77	79	78	85	630	402	9
<i>Harald Grau</i>	63	80	39	53		89	42	76	94	536	402	8
27 <i>Martin Green</i>			100	73			100	52	73	398	398	5
<i>Philip Cox</i>	56	100	69	61		47	77	91		501	398	7
29 <i>David Utting</i>	84		50	77	72		50	82	72	487	387	7
30 <i>Chris Smith</i>	57	66	54	99	74	58	70	74	67	619	384	9
31 <i>Chris West</i>	76	57					71	79	98	381	381	5
<i>James Wofford</i>		83	92	58	82			66	55	436	381	6


GENTLEMENS ORDER OF MERIT

		TPT1 STROUD 21.1.23	TPT2 GUILDFORD 25.2.23	TPT 3 DUNSTABLE 11.3.23	TPT 4 AIRPORT 29.4.23	TPT 5 CLIFTONVILLE 6.5.23	TPT 6 STROUD 10.6.23	TPT 7 ACOCKS GREEN 1.7.23	TPT 8 AIRPORT 9.9.23	TPT 9 GUILDFORD 21.10.23	ORDER OF MERIT PTS	BEST FIVE	EVENTS ENTERED
33	Keith Gretton		46	76	46		42	95	85	78	468	380	7
34	Brian Wright	63	56	77	39		57		94	86	472	377	7
35	Darrell Fisher			52		80	97	87	57		373	373	5
36	Barry Collins	80	82	57	84	69		41	50	36	499	372	8
37	Ian Horrell	45	99		74		51	45	63	84	461	371	7
38	Malcolm Jones	87	92		44	79	63	46	49		460	370	7
39	CJ Anderson	77		78		75		48	86	53	417	369	6
40	Craig Stimpson	91	47	81	56		71	55	62	62	525	367	8
41	Steve Donowski	92	38	87	67		59	58	61		462	366	7
42	Mike Harris	86	72	72	32		72	44	61	39	478	363	8
43	Greg Turvey	70	51	47	91		71	75			405	358	6
	Steve Winterburn	49	32	53			90	90	76		390	358	6
45	Gary Leopard		95	33	71	76	82				357	357	5
46	Mark Wills	89	30	45			99		93		356	356	5
47	Nick Stephens	84	48	57	35	85	61	68	53	57	548	355	9
48	Ron Griffin		70		82		74	76	47		349	349	5
49	Dave Thornton	75	37		48		78	51	38	96	423	348	7
50	Rod Gardner	72			71	68		63	72	51	397	346	6
	Tony Imren		81	51			49	96	69	48	394	346	6
52	Chris Taaffe	61	41	36	46		83	83	71	41	462	344	8
	Mike Codd	53	42	95	43	78	57	61	45	47	521	344	9
54	Bob Ockelford		39	92	72	86			34	52	375	341	6
55	Gary Templer	47	62	79	83		61		51	46	429	336	7
56	Alan Wills	41	56	74			91			70	332	332	5
57	Ricky Morgan	36	45	68	55	61	48	64	66	70	513	329	9
58	Kenneth Iredale	51	34	66			80	66	46	63	406	326	7
59	Steven Gee				49		65	88	59	64	325	325	5
60	Danny Graham	44	88	74	54					59	319	319	5
61	Robin Skinner	88	50	57	30		67		55	35	382	317	7
62	Tom Flynn	60	75	39	62		43	74			353	314	6
63	Michael Pray	43	31		87		53	49	58	59	380	306	7
64	Jonathan Herbert	93	29		50			98	35		305	305	5
65	Alan Keddie		77		100		66			56	299	299	4
66	Keith Hodge	90	49			70		47		42	298	298	5
67	Ian Buckland	40	65	59	38			66	67		335	297	6
68	Neil Mitchell				81		62	53	44	51	291	291	5

GENTLEMENS ORDER OF MERIT

		TPT1 STROUD 21.1.23	TPT2 GUILDFORD 25.2.23	TPT 3 DUNSTABLE 11.3.23	TPT 4 AIRPORT 29.4.23	TPT 5 CLIFTONVILLE 6.5.23	TPT 6 STROUD 10.6.23	TPT 7 ACOCKS GREEN 1.7.23	TPT 8 AIRPORT 9.9.23	TPT 9 GUILDFORD 21.10.23	ORDER OF MERIT PTS	BEST FIVE	EVENTS ENTERED
69	Martin Payne		33	95		84		78			290	290	4
70	Mike Webber		60	40	36		84	61	40		321	285	6
71	Keith Allen		36		77		53	52		56	274	274	5
72	Graham Stewart		86		87				90		263	263	3
73	Pieter Van Dyk		53	35		66	92	RTD			246	246	4
74	Matthew Ashley		70	32	64				70		236	236	4
75	Mark Cox		78	61	85						224	224	3
76	Gerry Wrathall			58	42				41	82	223	223	4
77	Ian Oakley		79			90				43	212	212	3
78	Richard Parker	38	56		47	67					208	208	4
79	Kevin Pilley		67						98	39	204	204	3
80	Mike Bergquist			61			39	37	66		203	203	4
81	Carl Vanderhook			97	96						193	193	2
82	Sukky Gill						40	68	82		190	190	3
83	Bill Bullock				57		44			74	175	175	3
84	Robert Bruce	96			75						171	171	2
85	Ray Lay			65	98						163	163	2
86	Lee Burrows						68	84			152	152	2
87	Gary Fraser	82	58								140	140	2
88	Rob Taylor				80			59			139	139	2
89	Shamil Floris	68	69								137	137	2
90	Paul Loberman			49					87		136	136	2
91	Paige Hastings					81	45				126	126	2
92	Richard Da Costa			86	37						123	123	2
	Rob Ellicott					65		58			123	123	2
94	Alan Gammage			85	29						114	114	2
95	Wayne Lester			62	41						103	103	2
96	Stevie Thornton	100									100	100	1
97	Kim Johnson								95		95	95	1
98	Alan McCully	94									94	94	1
	Russell Scott				94						94	94	1
100	Ketan Suchak				92						92	92	1
101	Brian Wilkins				33			43			76	76	2
102	Robert Poore								73		73	73	1
103	Neil Highgate		71								71	71	1

GENTLEMENS ORDER OF MERIT

		TPT1	TPT2	TPT 3	TPT 4	TPT 5	TPT 6	TPT 7	TPT 8	TPT 9	ORDER OF	BEST FIVE	EVENTS
		STROUD	GUILDFORD	DUNSTABLE	AIRPORT	CLIFTONVILLE	STROUD	ACOCKS GREEN	AIRPORT	GUILDFORD	MERIT PTS		ENTERED
		21.1.23	25.2.23	11.3.23	29.4.23	6.5.23	10.6.23	1.7.23	9.9.23	21.10.23			
104	Gordon Humphries	70									70	70	1
105	Paul Wedlake									68	68	68	1
106	Geoff Brown	65									65	65	1
107	Nick Causer							56			56	56	1
108	Larry Exell									49	49	49	1
109	Ken Burton	48									48	48	1
110	Pat Byrne			43							43	43	1
111	Steve Utting			37							37	37	1
112	Stephen Ramdeen				34						34	34	1
Bowler Entry		TPT1	TPT2	TPT 3	TPT 4	TPT 5	TPT 6	TPT 7	TPT 8	TPT 9	TPT ENTRIES THIS YEAR		
		STROUD	GUILDFORD	DUNSTABLE	AIRPORT	CLIFTONVILLE	STROUD	ACOCKS GREEN	AIRPORT	GUILDFORD			
		21.1.23	25.2.23	11.3.23	29.4.23	6.5.23	10.6.23	1.7.23	9.9.23	21.10.23			
	Men	65	72	69	72	40	59	62	67	67	Men	573	
	Ladies	25	27	29	24	12	24	25	25	23	Ladies	214	
	Total	90	99	98	96	52	83	87	92	90	Total	787	